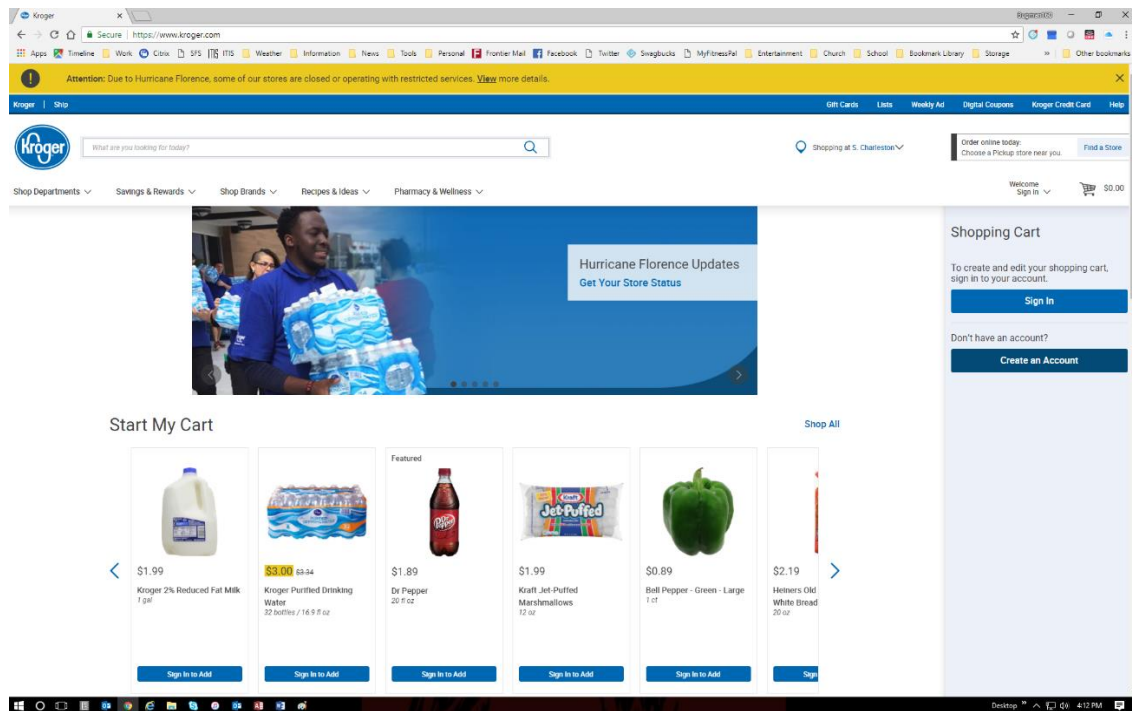
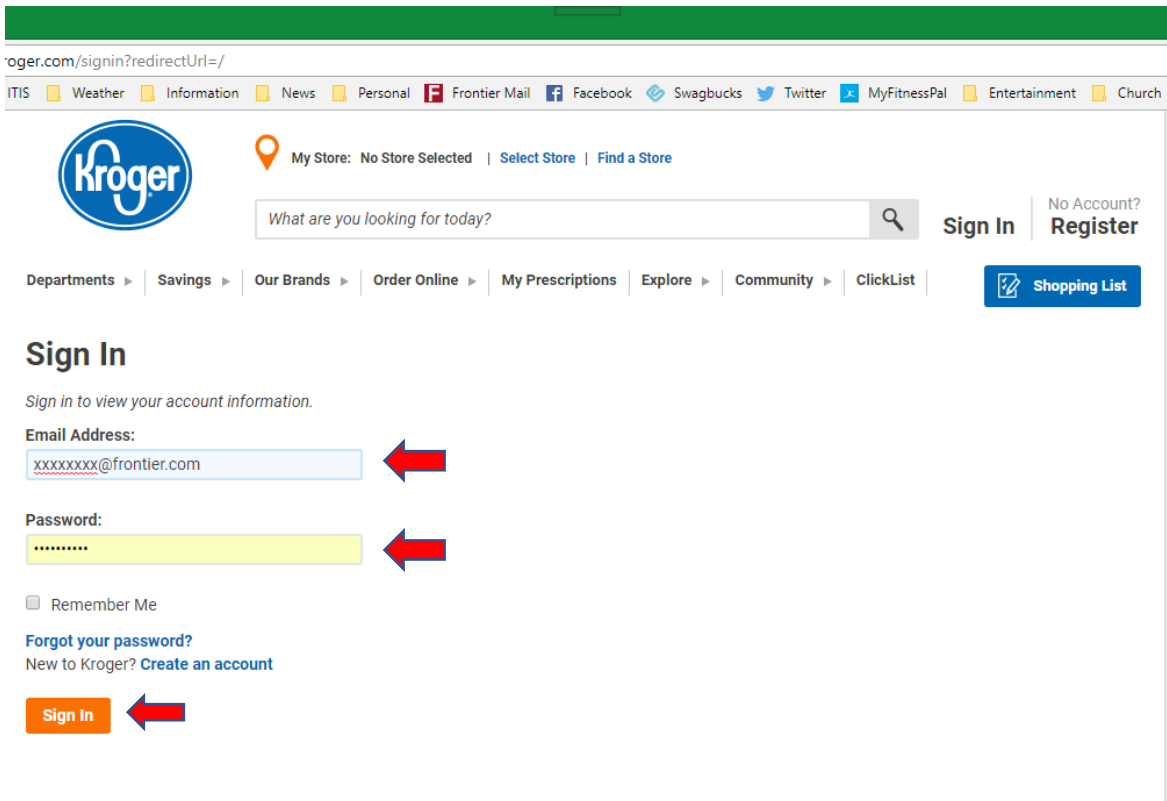


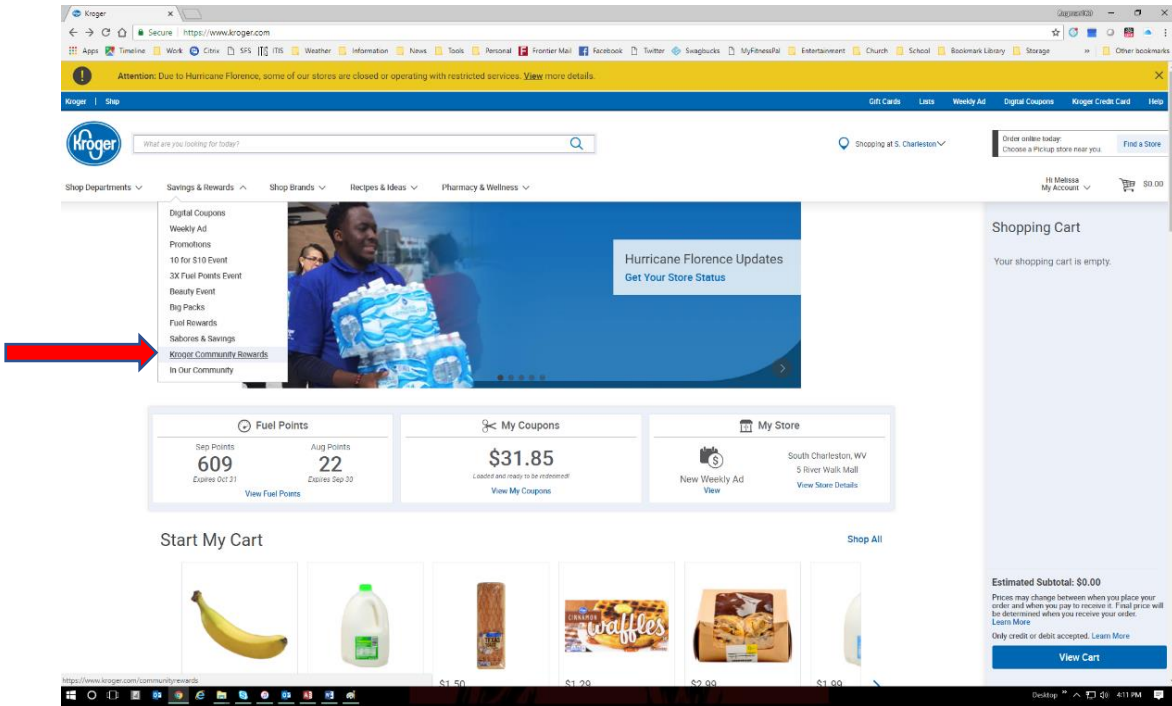
1. Navigate to <https://www.kroger.com/> and click on **Sign in** on the right. If you do not have a Kroger Login, Click on **Create an Account** to the right. After you create a new account, you should be able to skip to Step 3 or come back to this step.




2. After you click on Sign in, the login screen will appear. Enter your login credentials and **Sign In**.



3. After successfully logging into your Kroger account, the screen will look like it did when you first went to Kroger.com. Note that some personalized options will appear when you are logged in (e.g., Shopping List, Preferred Location, etc.). Click on the down arrow next to the **Savings & Rewards** tab, then click on **Kroger Community Rewards**.



4. On the Kroger Community Rewards program page, click on **View Details** on the bottom left in the **I'm a Customer** box:



5. The **Community Rewards** page will appear. If you are currently enrolled, you will see your enrollment status, Organization Name, Enrollment Date, and Previous Quarter's Contribution. Existing

The screenshot shows the Kroger website's 'My Account' page. The 'Community Rewards' section is active, displaying the following information:

- Donation Summary**
- Status:** Currently Enrolled
- Organization Name:** George Washington High School Band Boosters
- Enrollment Date:** 08/08/2017
- Organization Number:** KX622

Buttons for 'Change Organization' and 'Cancel Enrollment' are visible. Below this, the 'Previous Quarter' section shows a table of contributions:

| Organization Name | Contribution |
|---|--------------|
| George Washington High School Band Boosters | \$11.57 |

Community Rewards Enrollment will appear at the bottom of the Account Summary page. Click on **Change Organization** to change or designate a recipient.

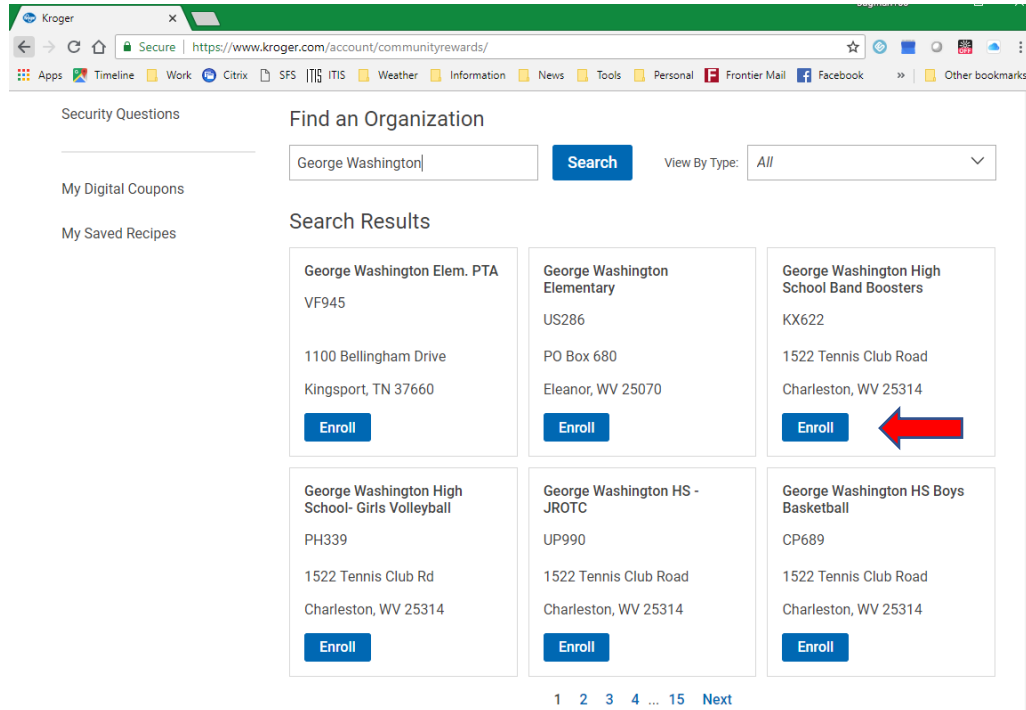
6. On the Find an Organization screen, type **George Washington** into the search field and press **Search**.

The screenshot shows the 'Find an Organization' search results page. A search bar at the top contains the text 'George Washington', and a red arrow points to the 'Search' button. The results are displayed in a grid of cards, each with an 'Enroll' button. The search results include:

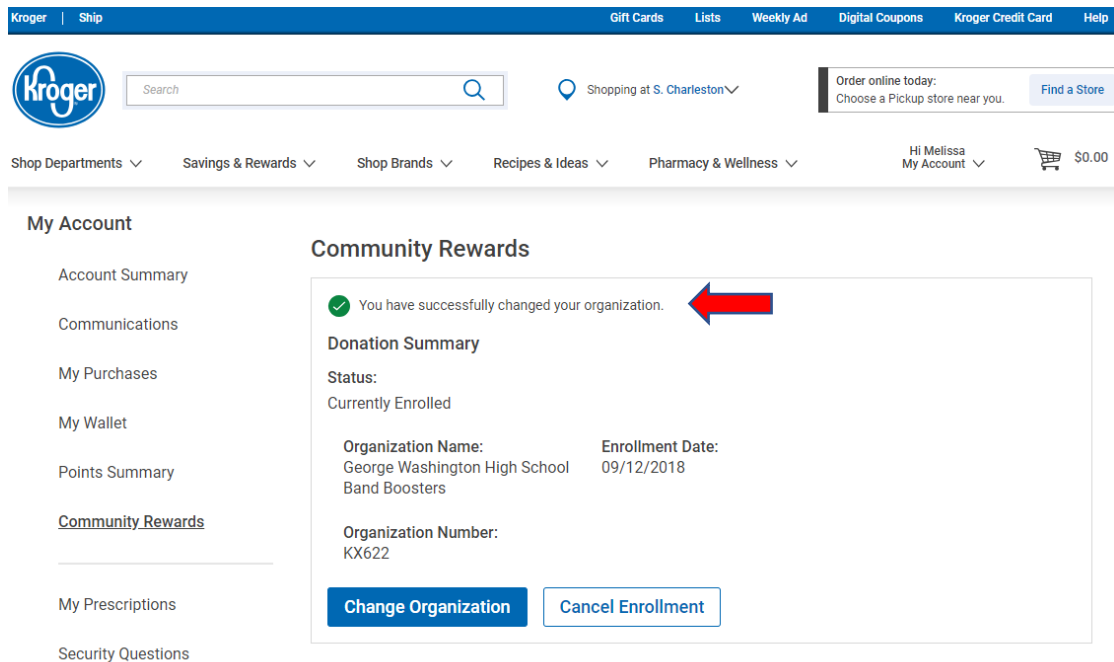
- (RAMA) Foundation, UQ580, PO Box 8602, Roanoke, VA 24014
- 100 Black Men of Triangle East, QX063, PO Box 8606, Raleigh, NC 27709
- 116th Infantry Regiment Foundation, Inc, NQ357, 566 Lee Hwy, Verona, VA 24482
- 2015 Lynnhaven Wahoos, SJ820, 586 N. Lynnhaven Rd., Virginia Beach, VA 23452
- 2021 RedLegs, PK531, 13444 Welby Mews, Midlothian, VA 23113
- 2023 Baseball, MS195, 4702 Summer Lake Ct., Mosely, VA 23120

Navigation links at the bottom show '1 2 3 4 ... 751 Next'.

8. A results list will appear with all the organizations that match. Find and select **George Washington High School Band Boosters #KX622** in the list. Double check both the name and the address (1522 Tennis Club Road, Charleston, WV 25314). Multiple organizations cannot be selected. To finalize the enrollment, click on **Enroll**.



9. After you are done, you will get a confirmation notice at the top of your Account Page. Sign Out to exit.



Note: A family of 4 that shops frequently at Kroger can easily generate \$15 per quarter, or \$60 per year. If 50 similar families enroll, that is \$3000 per year for the band.